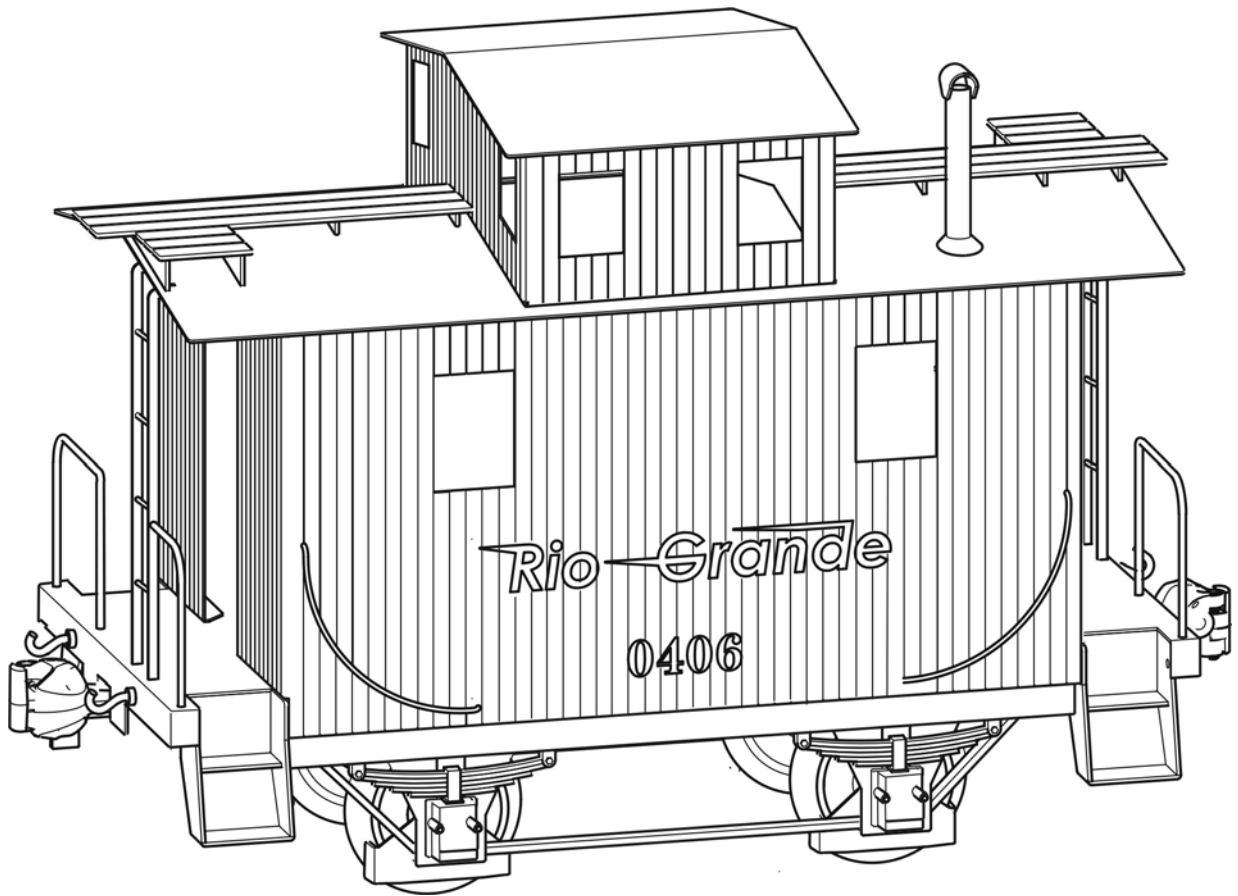





# THE GREAT AMERICAN TRAIN COMPANY



## Bobber Caboose Owner's Manual

### IMPORTANT

You must carefully read this Manual before using The Great American Train Company Bobber Caboose to avoid personal injury or property damage.



# Introduction

---

Congratulations on the purchase of your Great American Train Company (GATC), Bobber Caboose. The Great American Bobber Caboose has all-metal construction and is modeled after a caboose that was used on logging, mining, and other early 20th-century railroads.

If you have any questions concerning the product and its use, or if you feel your product is not working properly, contact The Great American Train Company at 763-476-5140, or visit our website at [www.greatamericantrain.com](http://www.greatamericantrain.com).

Read these Instructions carefully, making full use of all explanations and instructions. The “Know How” of trouble free operation of your railroad depends on the degree of your understanding of the system and willingness to keep all components in proper operating condition. Pay particular attention to all **NOTES**, **CAUTIONS**, and **WARNINGS** to avoid the risk of personal injury or property damage. It is important to understand that these **NOTES**, **CAUTIONS**, and **WARNINGS** are not exhaustive. The Great American Train Company cannot possibly know or evaluate all conceivable methods in which procedures may be performed, or the possible hazardous consequences of each method. Accordingly, anyone who uses a procedure that is not recommended by GATC assumes the risk of personal injury or property damage.

When unpacking your product, inspect each box to ensure that no damage occurred during shipping. If damage has occurred during shipping, contact the shipper immediately. Remove all components from the shipping box and inspect them. If any components are missing or damaged, contact The Great American Train Company immediately at 763-476-5140. Do not use or assemble the product if any components are damaged or missing. Do not use substitute components not manufactured by The Great American Train Company.



## General Safety Information

---

### NOTE

Notes are used to notify of installation, operation, or maintenance information that is important but not safety related.

### CAUTION

Caution without the Safety Alert Symbol is used to indicate the presence of a hazard, which if ignored may result in property damage.

### ⚠ CAUTION

Caution with the Safety Alert Symbol is used to indicate the presence of a hazard, which if ignored may result in property damage and or minor personal injury.

### ⚠ WARNING

Warning denotes that a potential hazard exists and indicates procedures that must be followed exactly to either eliminate or reduce the hazard, and to avoid serious personal injury, or prevent future safety problems with the product.

---

### ⚠ WARNING

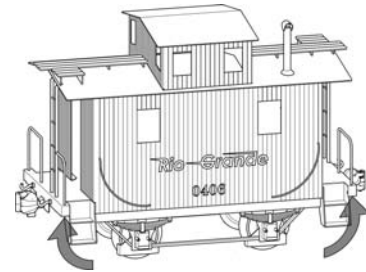
**The GATC Bobber Caboose is not a riding car. Riding on the Bobber Caboose will cause it to become unstable, resulting in possible derailment, damaging the Bobber Caboose and the possibility of severely injuring the person riding on the Bobber Caboose.**



# Operation



To lift the Bobber Caboose requires two persons. Lift only at the locations indicated in Figure 1. It is recommended that you wear leather gloves while lifting since there are several sharp corners. Failure to wear leather gloves may result in cuts and increase the possibility of dropping the Bobber Caboose, potentially causing damage and injury.



Lift Points Both Sides

Figure 1

## Couplers



Keep fingers clear of the Couplers while they are coming together. Failure to do so may result in pinched fingers and personal injury.

The Couplers will automatically close and engage when used in conjunction with GATC cars. Most other brands of 1/8 scale cars will couple with GATC cars, but the Couplers may need to be closed manually.

The Coupler is released by pushing up on the Release Trigger located on the bottom of each Coupler (See Figure 2).

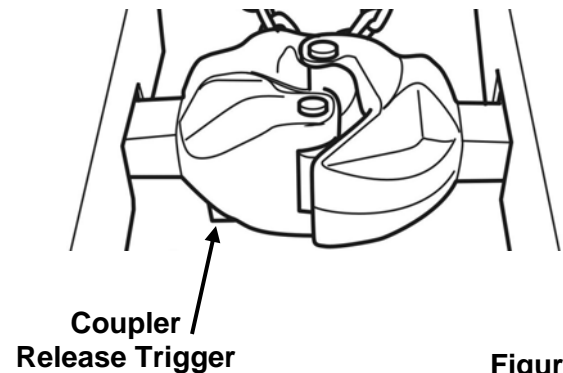


Figure 2

## Safety Chains

The Safety Chains provided with every GATC car must be used in conjunction with the Couplers (one Safety Chain on each side of the Coupler). These Safety Chains are designed to keep the cars connected in the rare event of a Coupler failure. Connect the Safety Chains as shown in Figure 3.

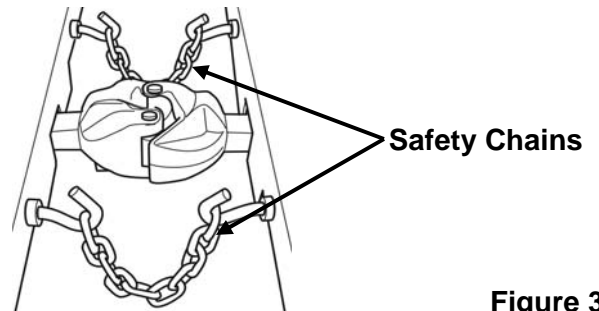


Figure 3



# Storage & Cleaning

## Storage

When not in use, store your GATC Bobber Caboose in a clean and dry location that is protected from the elements. Either in your garage or in a storage shed is recommended.

## Cleaning

A clean damp cloth is recommended to clean your GATC Bobber Caboose. If a garden hose is used, care must be taken not to spray water directly at the wheels, as this may result in corrosion and premature failure of the wheel bearings.



# Specifications

---

## Bobber Caboose

**Dimensions:** 21.6 in. H x 14.4 in. W x 32.8 in. L (549mm H x 366mm W x 833mm L)

**Scale:** 1/8 (7.25 in. or 7.5 in. gauge)

**Weight:** 55 lbs. (25 kg)

---



# Replacement Parts

---

All of our products are modular in design. This means if you need to replace a spare part or two in the coming years, you can easily install them on-site.

For more information concerning replacement parts or to order replacement parts, contact The Great American Train Company at 763-476-5140.



**The Great American Train Company, LLC**  
**Two Carlson Parkway North**  
**Plymouth, Minnesota 55447 U.S.A.**  
**Phone: 763-476-5140**  
**FAX: 763-475-6677**  
**Website: [www.greatamericantrain.com](http://www.greatamericantrain.com)**